

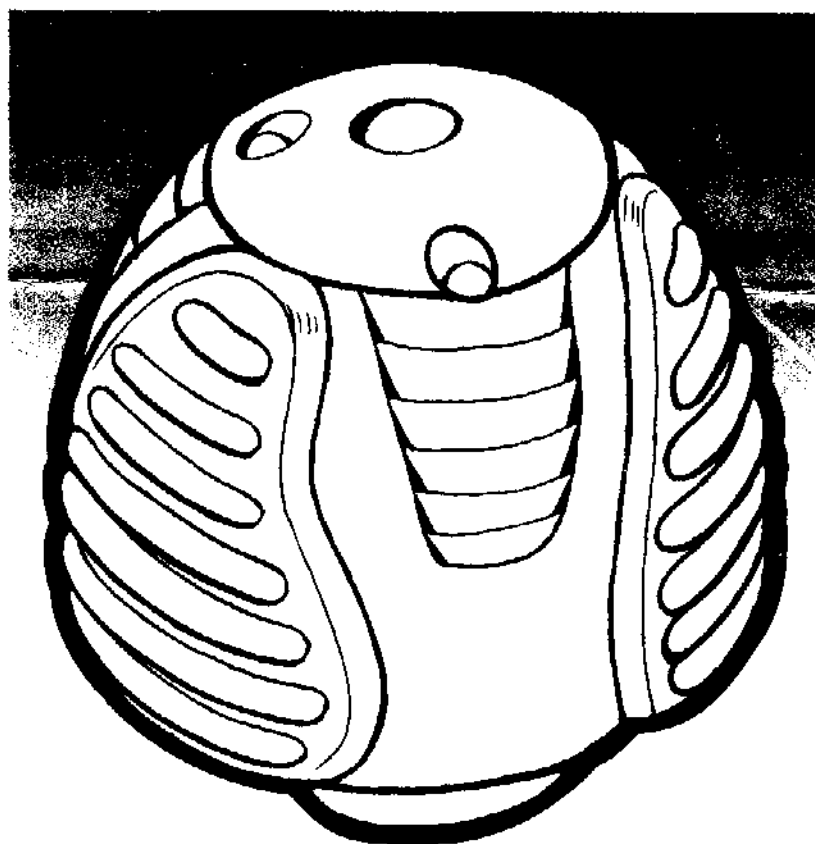
LASER CHALLENGE™

THE ULTIMATE LASER GAME!

LASERTRAP™ BLASTER INSTRUCTIONS



Laser Challenge Gear will bring your Laser games to a new level! The following instructions will describe all functions and features of your new Laser Challenge Gear.



LASERTRAP™ BLASTER

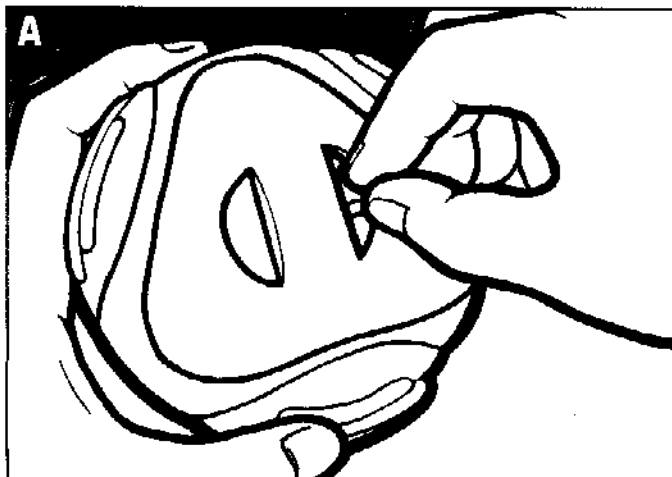
REQUIRES 2AA BATTERIES

Your LaserTrap™ Blaster is the ultimate Laser accessory.

It will blast your opponents wherever they hide!

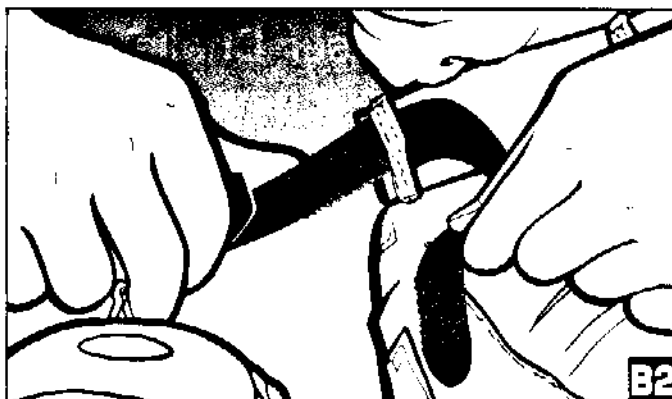
Plant it as a trap and the Laser Trap™ Blaster will emit a 360° Laser Burst!

The following instructions will explain all functions.

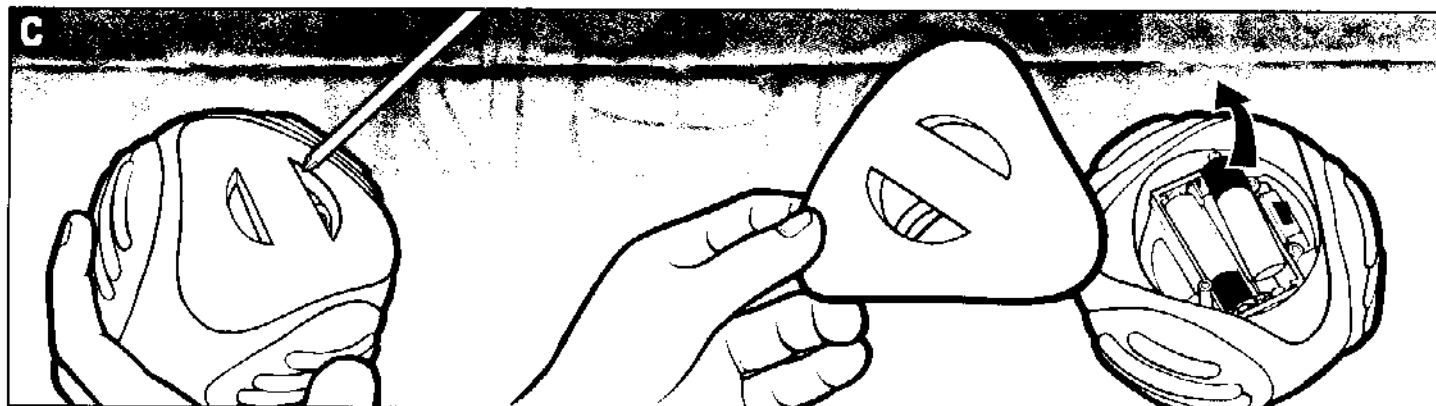


A. Your LaserTrap™ Blaster has 2 delay modes; 5 seconds and 15 seconds. The SWITCH on the bottom of your LaserTrap™ Blaster is where you select modes. When you turn on your LaserTrap™ Blaster (in either mode) you will hear a delay sound for the duration of the delay, and then a 5 second explosion sound while the LaserTrap™ Blaster is blasting.

After it blasts, retrieve your LaserTrap™ Blaster & put the switch back in the center position to turn it off until the next the next time you need it.



B. To carry your LaserTrap™ Blaster, use the belt clip. Snap the clip onto the loop on the bottom of your LaserTrap™ Blaster & attach it to your belt or pants as illustrated.



C. REPLACING BATTERIES:

Remove the two screws in the bottom of your LaserTrap™ Blaster as shown [Adult Assembly Required].

- Do not mix old and new batteries. • Do not mix Alkaline, standard [Carbon-Zinc], or rechargeable batteries.
- Always use Alkaline batteries. • Remove batteries from the battery compartment before extended storage.
- Check that the contact surfaces are clean before installing batteries.

We're Always Here To Help! We know you are going to enjoy playing with your

LASER CHALLENGE™

If you have any questions or comments, our Customer Service Representatives will be glad to help you.

Call: 1-800-222-9060

between 9:00 am and 5:00 pm EST. Monday through Friday, or write to:

TOYMAX INC. 200 Hicks Street, Westbury N.Y. 11590

Please include the following information: Name of product, item Number, Sales Receipt,

Date of Purchase, Where Purchased and a Brief Description of Problem.

VISIT US ON THE INTERNET AT [http:// www.laserchallenge.com](http://www.laserchallenge.com)

MADE IN CHINA
CONFORMS TO ASTM-F983
COLORS & CONTENTS MAY VARY.

© 1997 TOYMAX INC. WESTBURY, N.Y. 11590 U.S.A. ALL RIGHTS RESERVED.
TM AND ® DESIGNATE TRADEMARKS OF TOYMAX INC. & TOYMAX (H.K.) LTD.

CAUTION: STATIONARY TARGET
DO NOT THROW

80511T/2

