

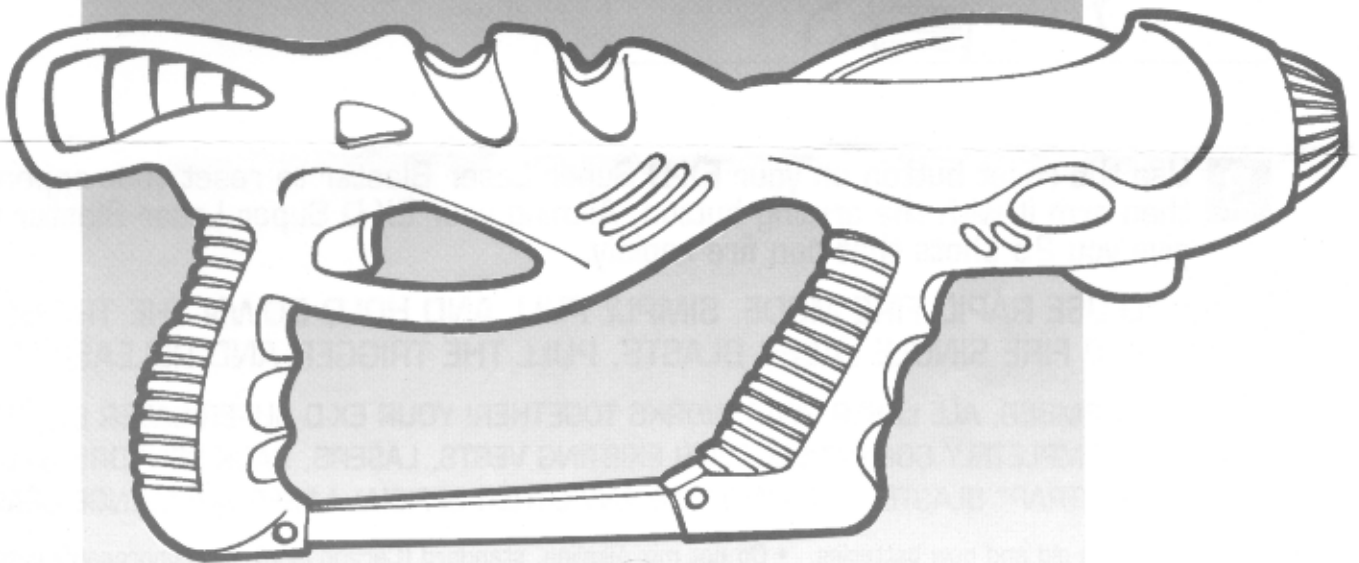
LASER CHALLENGE™

THE ULTIMATE LASER GAME!

EX-D SUPER LASER™ BLASTER INSTRUCTIONS



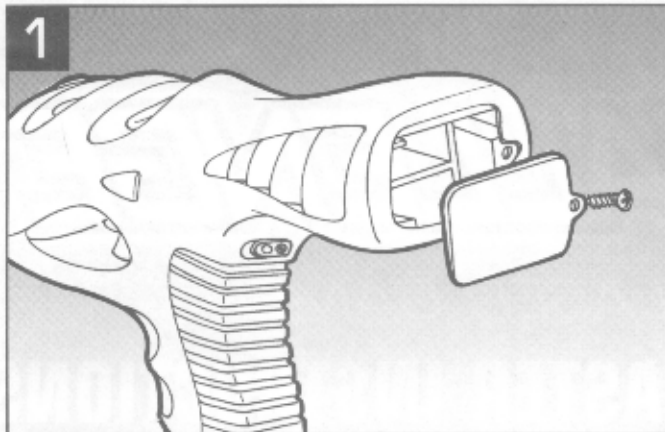
Laser Challenge™ Gear will bring your Laser games to a new level! The following instructions will describe all functions and features of your new Laser Challenge Gear.



EX-D SUPER LASER™ BLASTER

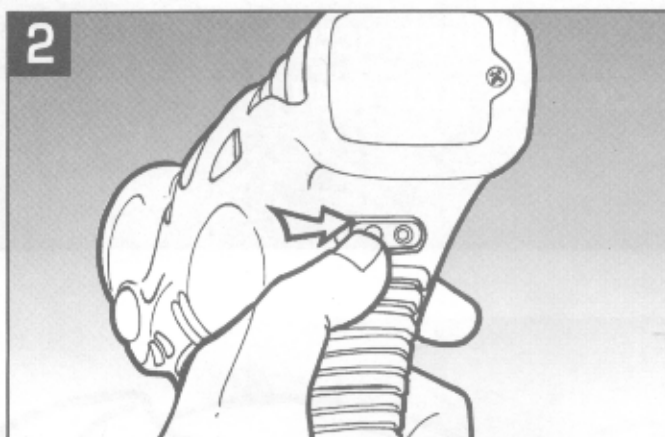
REQUIRES 4 AA BATTERIES

The EX-D Super Laser™ Blaster is the fastest Laser Blaster on Earth!
The following instructions will explain all of its features.



To install batteries in your EX-D Super Laser Blaster, remove the screw in the battery door and place 4 "AA" batteries in (as shown on the inside of the battery compartment).

Replace the battery door and the screw (Adult Assembly Necessary).



Turn on your EX-D Super Laser Blaster with the ON/OFF switch by pushing the switch to the right.

3 Use the reset button on your EX-D Super Laser Blaster to reset your opponents, then arm it with the arming button. Arming your EX-D Super Laser Blaster will give you 25 shots that can fire rapidly.

- TO USE RAPID FIRE MODE, SIMPLY PULL AND HOLD DOWN THE TRIGGER.
- TO FIRE SINGLE LASER BLASTS, PULL THE TRIGGER AND RELEASE IT.

* REMEMBER, ALL LASER GEAR WORKS TOGETHER! YOUR EX-D SUPER LASER BLASTER IS COMPLETELY COMPATIBLE WITH EXISTING VESTS, LASERS, BACK SENSORS AND LASERTRAP™ BLASTERS, AS WELL AS ANY OTHER OFFICIAL LASER CHALLENGE GEAR.

- Do not mix old and new batteries. • Do not mix Alkaline, standard (Carbon-Zinc), or rechargeable batteries.
- Always use Alkaline batteries. • Remove batteries from the battery compartment before extended storage.
- Check that the contact surfaces are clean installing batteries.

VISIT US ON THE INTERNET AT <http://www.laserchallenge.com>

We're Always Here To Help! We know you are going to enjoy playing with your

LASER CHALLENGE™

If you have any questions or comments, our Customer Service Representatives will be glad to help you.

Call: 1-800-222-9060

between 9:00 am and 5:00 pm EST. Monday through Friday, or write to:

TOYMAX INC. 200 Hicks Street, Westbury N.Y. 11590

Please include the following information: Name of product, Item Number, Sales Receipt, Date of Purchase, Where Purchased and a Brief Description of Problem.

80514T/1
CONFORMS TO ASTM-F963
COLORS & CONTENTS MAY VARY.
© 1997 TOYMAX INC. WESTBURY, N.Y. 11590 U.S.A. ALL RIGHTS RESERVED.
TM AND © DESIGNATE TRADEMARKS OF TOYMAX INC. & TOYMAX (H.K.) LTD.

MADE IN CHINA.

PATENT PENDING

80514

