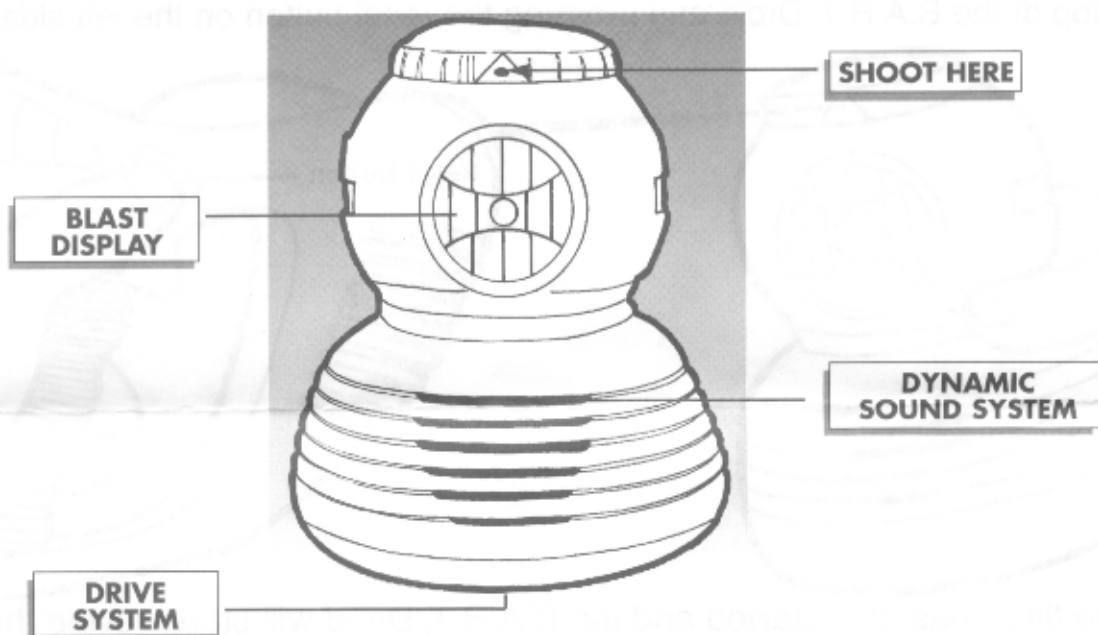


LASER CHALLENGE™

THE ULTIMATE LASER GAME! INSTRUCTIONS

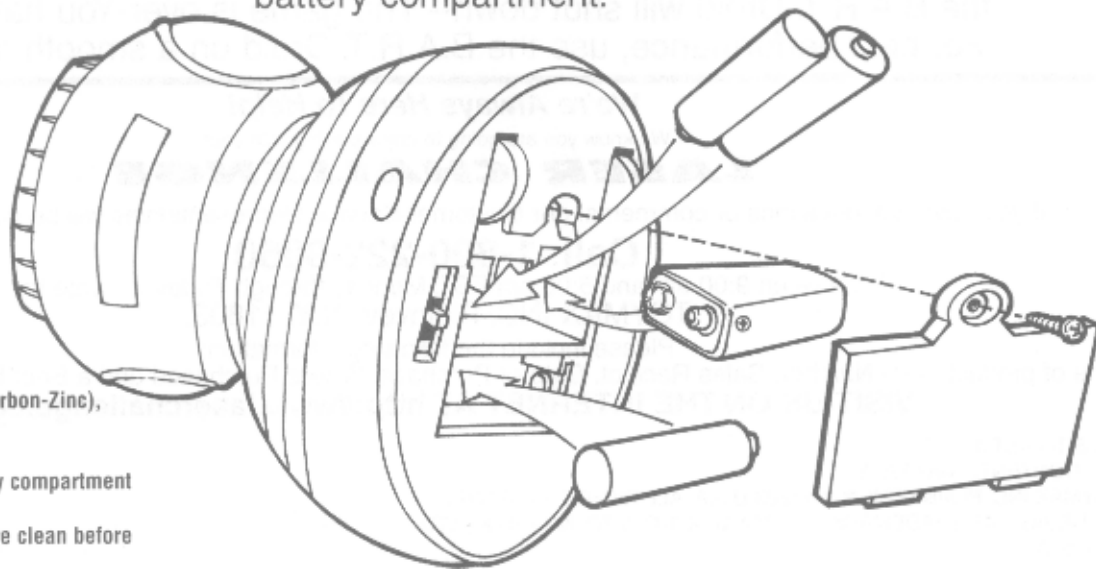
DIAGRAM

Examine your B.A.R.T.™ Droid. The side with the B.A.R.T. Droid name and the red triangle on top is the only side you will blast at. It is also the side you must activate B.A.R.T. Droid from.



BATTERY INSTALLATION

With a Philips (+) screwdriver, remove the screw holding the battery door shut. Install 1 9v battery and 3 AA batteries as shown by the diagram inside the battery compartment.



- Do not mix old and new batteries
- Do not mix Alkaline, standard (Carbon-Zinc), or rechargeable batteries.
- Alkaline batteries recommended.
- Remove batteries from the battery compartment before extended storage.
- Check that the contact surfaces are clean before installing batteries

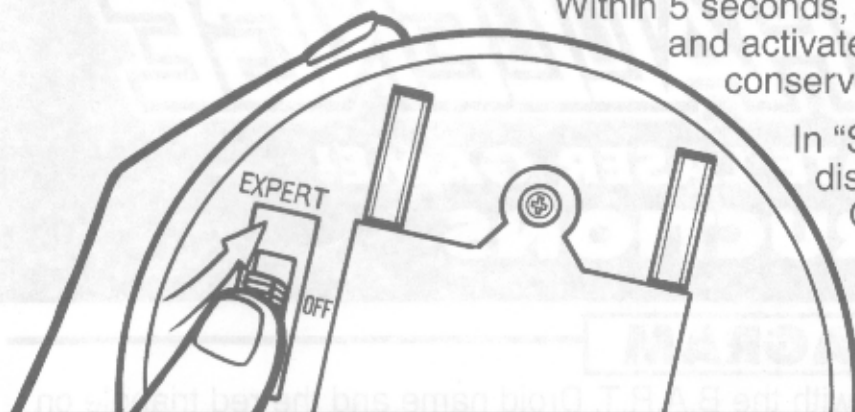
ACTIVATION

Turn the B.A.R.T. Droid over and set him to beginner or expert mode.

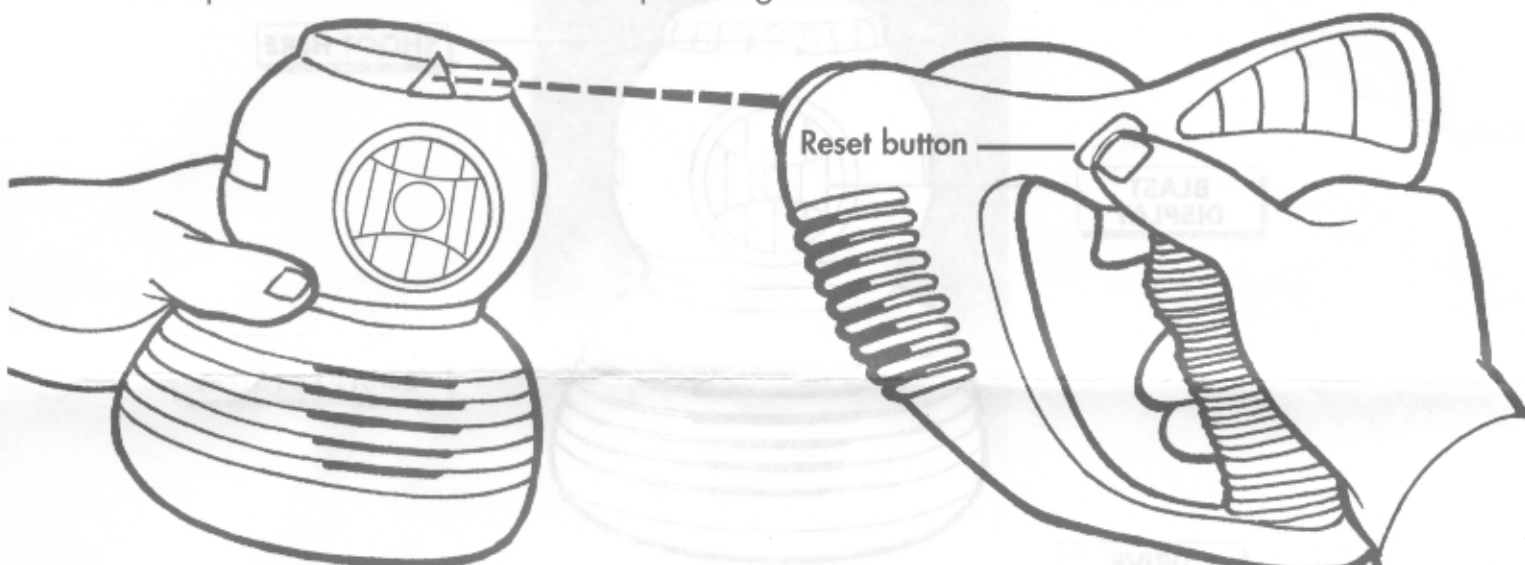
Within 5 seconds, you must put the B.A.R.T. Droid down and activate him, or he will go into "Sleep" mode to conserve battery life.

In "Sleep" mode, the B.A.R.T. Droid's hit display will flash. This tells you that he is On, but not activated.

To exit "Sleep" mode, turn the B.A.R.T. Droid Off and On again.



Place the B.A.R.T. Droid on the ground and activate him by aiming your laser at the red triangle on the top of the B.A.R.T. Droid and pressing the reset button on the left side of the laser.



The game timer has now started and the B.A.R.T. Droid will start moving through random escape patterns. Arm your laser and try to blast him by aiming at the red triangle. If you don't hit the B.A.R.T. Droid 4 times in the designated time period, you lose! The B.A.R.T.

Droid will go into "Sleep" mode and you will have to start over again.

It takes 4 hits to eliminate the B.A.R.T. Droid. On the third hit, the B.A.R.T. Droid sounds an elimination warning--during the warning, the B.A.R.T. Droid can not be hit. On the fourth hit, the B.A.R.T. Droid will shut down-- The game is over--You have won!

For best performance, use the B.A.R.T. Droid on a smooth surface.

We're Always Here To Help!

We know you are going to enjoy playing with your

LASER CHALLENGE™

If you have any questions or comments, our Customer Service Representatives will be glad to help you.

Call: 1-800-222-9060

between 9:00 am and 5:00 pm EST. Monday through Friday, or write to:

TOYMAX INC. Plainview N.Y. 11803.

Please include the following information:

Name of product, Item Number, Sales Receipt, Date of Purchase, Where Purchased and a Brief Description of Problem.

VISIT US ON THE INTERNET AT <http://www.laserchallenge.com>

CONFORMS TO ASTM-F963.

COLORS & CONTENTS MAY VARY.

© 1997 TOYMAX INC. PLAINVIEW, N.Y. 11803 U.S.A. ALL RIGHTS RESERVED.

TM AND © DESIGNATE TRADEMARKS OF TOYMAX INC. & TOYMAX (H.K.) LTD.

MADE IN CHINA

80508T/2

