

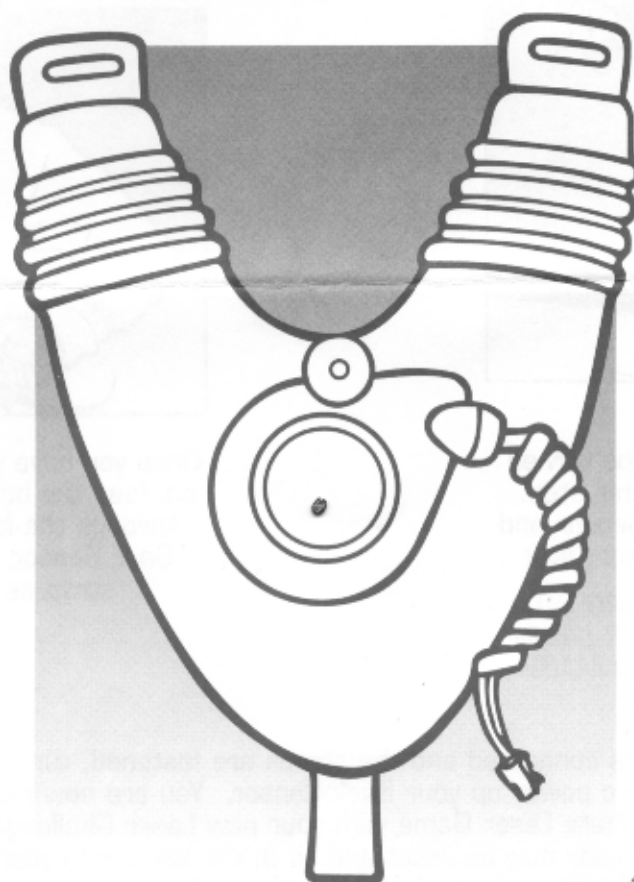
LASER CHALLENGE™

THE ULTIMATE LASER GAME!

BACK SENSOR INSTRUCTIONS



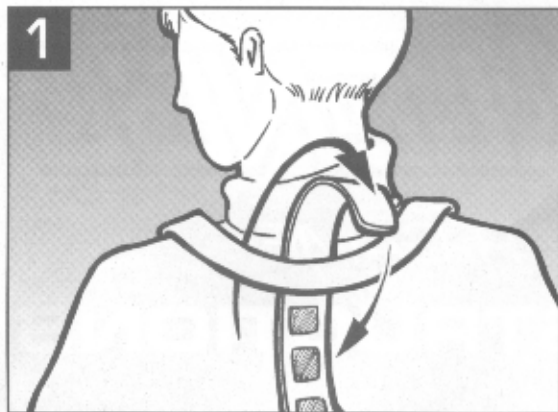
Laser Challenge™ Gear will bring your Laser games to a new level! The following instructions will describe all functions and features of your new Laser Challenge Gear.



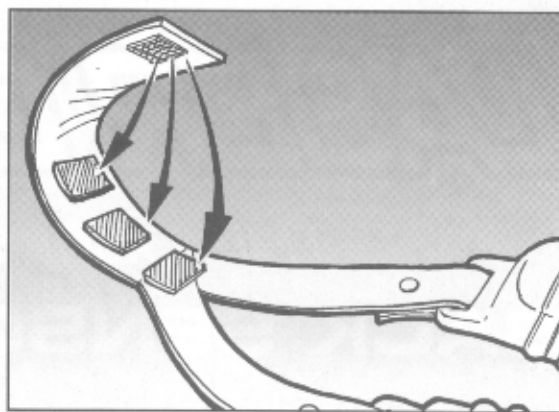
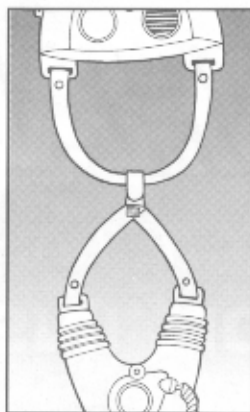
BACK SENSOR

REQUIRES NO BATTERIES

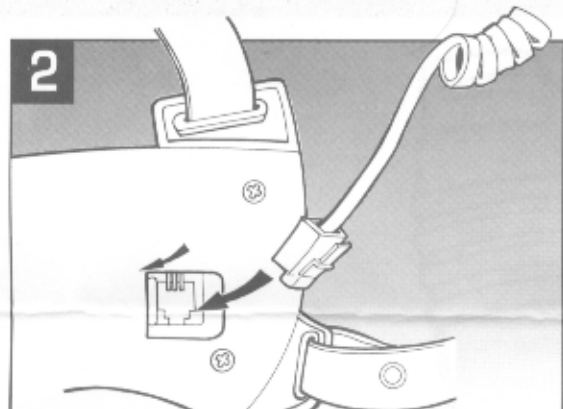
Your Back Sensor adds a new dimension to your games. Simply attach it to your Vest Accessory jack and you are ready for the Ultimate in Laser Challenge Competition!



Put the neck strap of your front vest over your head as you normally would. Grab the strap on your Back Sensor. Hook it underneath the neck strap of your vest and attach the velcro™ tabs at the desired height. (as shown)

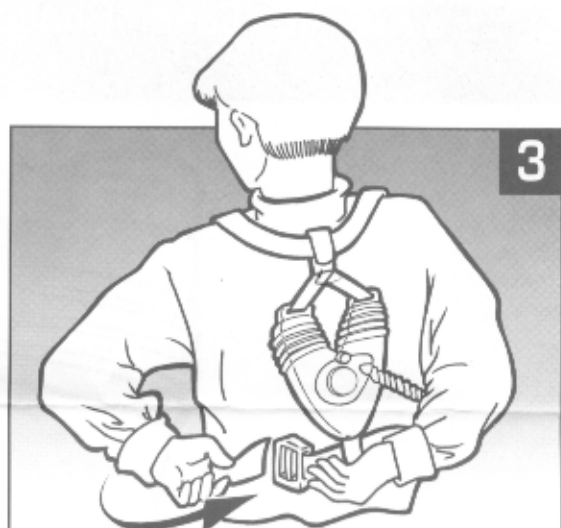


The Back Sensor strap is adjustable, so choose the position that is most comfortable for you



The power to your vest must be turned OFF before proceeding with this step. Take the cord from the Back Sensor and attach it to your Vest accessory jack

***NOTE-NEVER PLUG THIS CORD INTO ANYTHING OTHER THAN YOUR LASER CHALLENGE VEST! IT MAY DAMAGE YOUR BACK SENSOR!**



Once you have your vest and Back Sensor on, feed the bottom strap from your vest through the loop on the bottom of the Back Sensor, then tighten the bottom strap as you would normally.

* Once the cord is connected and the straps are fastened, turn your vest on. This will also power up your Back Sensor. You are now ready to play the ultimate Laser Game with your new Laser Challenge Gear! Your Back Sensor may be reset and hit in the same way your vest is. It will make you vulnerable from both the front and the back.

We're Always Here To Help! We know you are going to enjoy playing with your **LASER CHALLENGE™**

If you have any questions or comments, our Customer Service Representatives will be glad to help you.

Call: 1-800-222-9060

between 9:00 am and 5:00 pm EST. Monday through Friday, or write to:

TOYMAX INC. 200 Hicks Street, Westbury N.Y. 11590

Please include the following information: Name of product, Item Number, Sales Receipt, Date of Purchase, Where Purchased and a Brief Description of Problem.

VISIT US ON THE INTERNET AT <http://www.laserchallenge.com>

CONFORMS TO ASTM-F963
COLORS & CONTENTS MAY VARY.
© 1997 TOYMAX INC. WESTBURY, N.Y. 11590 U.S.A. ALL RIGHTS RESERVED.
TM AND ® DESIGNATE TRADEMARKS OF TOYMAX INC. & TOYMAX (H.K.) LTD.

MADE IN CHINA.

80513T/2

